



Hi Kids! Let's go outside to learn about CLOUDS!

Cloud Fun Facts

- Clouds are made of tiny **water droplets**. Sometimes clouds are made of ice crystals, too.
- Clouds are up really high: 6,500 - 20,000 feet!
- A cloud that forms on the ground is called **fog**.
- High-level clouds may travel really fast, up to 100 mph!


Water Scavenger Hunt


Clouds are made of water. Water is hiding in so many places around us. Go outside and find these things that have water hiding in them!

___ Cloud 

___ Air (contains invisible water vapor)

___ Puddle 

___ Plant 

___ Animal 

___ Soil 

___ Other



For more nature activities,
www.nextstepadventure.com



Hi Kids! Let's go outside to learn about CLOUDS!

Cloud Fun Facts

- Clouds are made of tiny **water droplets**. Sometimes clouds are made of ice crystals, too.
- Clouds are up really high: 6,500 - 20,000 feet!
- A cloud that forms on the ground is called **fog**.
- High-level clouds may travel really fast, up to 100 mph!


Water Scavenger Hunt


Clouds are made of water. Water is hiding in so many places around us. Go outside and find these things that have water hiding in them!

___ Cloud 

___ Air (contains invisible water vapor)

___ Puddle 

___ Plant 

___ Animal 

___ Soil 

___ Other



For more nature activities,
www.nextstepadventure.com



Cloud in a Bag

Watch water at work as you make your own cloud-in-a-bag.

1. Turn on your **water** faucet to **HOT** - ask an adult for help.
2. Fill a **ziplock bag** with 1-inch of hot water. (*sandwich- or quart-sized work best*)
3. Quickly **seal** the bag shut. Take care not to slosh water up the sides of the bag. Watch tiny water droplets form.
4. **Tape** the bag in a sunny window. Check back in a few hours. Are the water droplets combining and falling like raindrops? This is how we get **precipitation**, which is **rain!**

Cloud Art

1. **Go outside and look up.** What do the clouds look like today?
2. Use **cotton balls, glue, paper,** and **crayons** to make today's sky.
3. Gently pull apart the cotton balls to create thicker or thinner clouds. Glue them down. Use crayon to add land and buildings. Where are you in the picture?
4. What shapes do you see in the clouds?

For inspiration, listen to this story about CLOUDS:

It Looked Like Spilt Milk by Charles G. Shaw.

https://www.youtube.com/watch?v=KxwydtV_d2E

What Am I?

I'm sometimes fluffy but I'm not a bunny

I can be a mushroom but I'm not eaten

I can drop water on you but I'm not a shower

I'm in the sky but I'm not a bird

I can cover the sun but I'm not the moon

Answer: A Cloud

Cloud in a Bag

Watch water at work as you make your own cloud-in-a-bag.

1. Turn on your **water** faucet to **HOT** - ask an adult for help.
2. Fill a **ziplock bag** with 1-inch of hot water. (*sandwich- or quart-sized work best*)
3. Quickly **seal** the bag shut. Take care not to slosh water up the sides of the bag. Watch tiny water droplets form.
4. **Tape** the bag in a sunny window. Check back in a few hours. Are the water droplets combining and falling like raindrops? This is how we get **precipitation**, which is **rain!**

Cloud Art

1. **Go outside and look up.** What do the clouds look like today?
2. Use **cotton balls, glue, paper,** and **crayons** to make today's sky.
3. Gently pull apart the cotton balls to create thicker or thinner clouds. Glue them down. Use crayon to add land and buildings. Where are you in the picture?
4. What shapes do you see in the clouds?

For inspiration, listen to this story about CLOUDS:

It Looked Like Spilt Milk by Charles G. Shaw.

https://www.youtube.com/watch?v=KxwydtV_d2E

What Am I?

I'm sometimes fluffy but I'm not a bunny

I can be a mushroom but I'm not eaten

I can drop water on you but I'm not a shower

I'm in the sky but I'm not a bird

I can cover the sun but I'm not the moon

Answer: A Cloud