

LESSON:

Program Processing Form

Grade Level:

Kindergarten

OBJECTIVES:

Children will process activities and give feedback on what they learned and how they liked them.

MATERIALS:

One copy of the Program Processing Form for each student (second page of Lesson Plan; each page prints 2 copies)

PRESENTATION:

Talk to the children about how important it is for them to give you an idea of how the classroom is running and what they are learning. Tell them to use this form to think about the activity you just did, and give you an idea of what they thought and how they felt about it.

DIRECTIONS:

Give each student a copy of the Program Processing Form and ask them to fill it out. Read through it with the whole class so that any non-readers get help. Collect the completed forms and read them. An added activity for kids who are ahead of the class in math would be to have them compile the forms into a graph or chart by counting the feelings pictures. You could also have students look for comments that sum up the feedback of the class and use them to present a summary of the class' feelings about the activity.




Program Processing Form

Activity _____

Date _____ Place _____

What happened _____

What I learned _____

	Happy; loved it!	Mmmm. Okay, but I'm not purring!	WAAAAHHH!!! I HATED it!
How I felt			

What I'd change _____

What I liked best _____




Program Processing Form

Activity _____

Date _____ Place _____

What happened _____

What we learned _____

	Happy; loved it!	Mmmm. Okay, but I'm not purring!	WAAAAHHH!!! I HATED it!
How I felt			

What I'd change _____

What I liked best _____